

IEEE1905 + MultiAP-r2 architecture - IOPSYS

IOPSYS IEEE1905

- In a 1905 device, how HLE communicates with the 1905AL is implementation specific. It can be through any IPC mechanism.
- In iopsysWRT, HLE communicates to the IEEE1905 AL through UBUS.
 - IEEE1905 ALME SAP is implemented through 'ieee1905*' UBUS objects and methods.
 - The UBUS Interfacing Layer may invoke the underlying network interfaces' specific APIs to complete a HLE request.
 - IEEE1905 ALME may create CMDU(s) if a specific HLE request requires it to do so. For example, topology query CMDU(s) may be generated by the ALME if HLE makes a get_neighbors UBUS request.

IEEE1905 HLE interface

```
ieee1905
· info
· interfaces

ieee1905.al
· fwd {"action": "add|del|list", ...}

ieee1905.al.<iface1>
ieee1905.al.<iface2>
· neighbors
· power {"action": "on|off"}
· linkinfo
```

UBUS Interfacing layer

IOPSYS implements the HLE interface through ieee1905* UBUS object(s).

All communication between ieee1905 devices in a multi-AP network will happen through standard CMDUs.

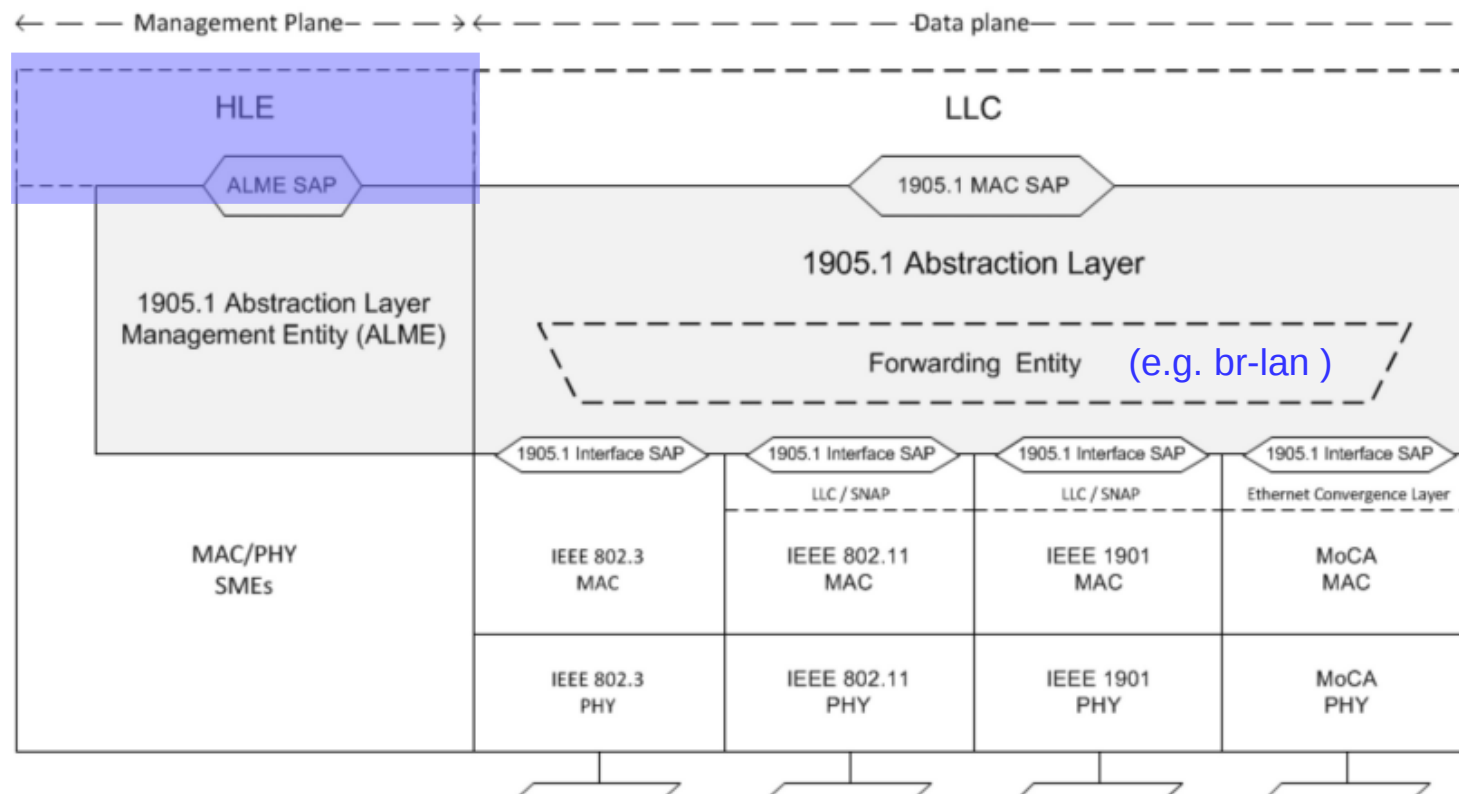


Figure 4-2—1905.1 abstraction layer model

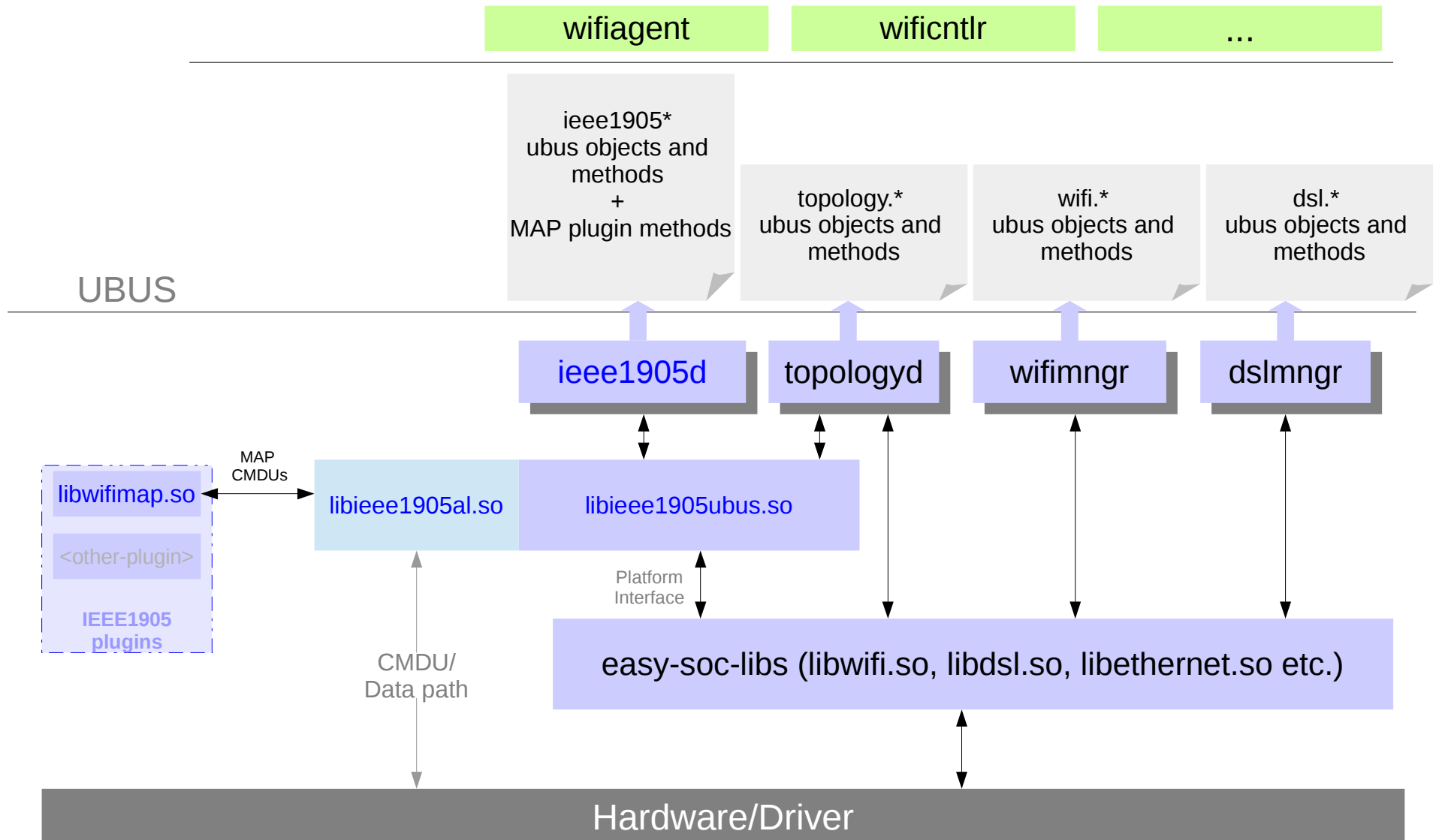
IOPSYS IEEE1905 stack

- IEEE1905 stack is implemented fully in the user space.
- The AL is implemented as a shared library ([libieee1905al.so](#)).
- The UBUS Interfacing Layer is also implemented as a shared library ([libieee1905ubus.so](#)).
- User daemon '[ieee1905d](#)' is responsible to start/stop the IEEE1905 stack.
 - Script '[/etc/init.d/ieee1905 start](#)' starts the ieee1905 stack, and
 - '[/etc/init.d/ieee1905 stop](#)' will stop it.
- During startup, the '[ieee1905d](#)' configures the 1905 AL with the network interfaces it reads from a UCI config file '[/etc/config/ieee1905](#)'. It then creates the corresponding ieee1905* UBUS objects.
- During exit, it unregisters the network interfaces from the 1905 AL and destroys the UBUS objects.
- Communication between HLE and the 1905 ALME happens through the ieee1905* UBUS objects and methods.

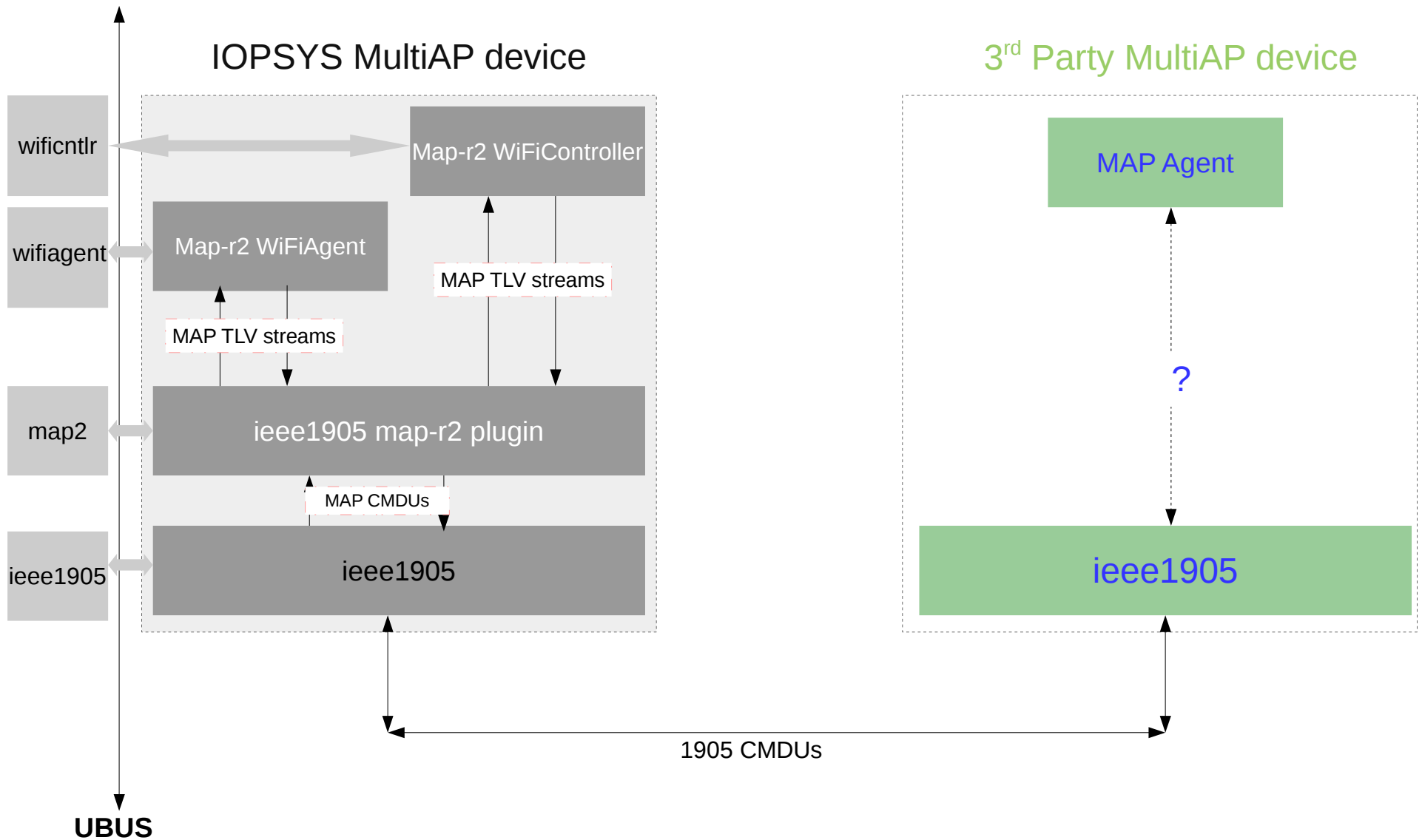
Multi-AP integration

- Multi-AP (MAP) is implemented in a shared library (libwifimap-2.so), separate from the IEEE1905 stack.
- 'libwifimap-2.so' exposes well defined APIs, which a MAP Agent can use to perform MAP functions and use cases.
- 'libwifimap-2.so' is a IEEE1905 plugin, which can expose additional MAP specific APIs through 'libieee1905ubus.so' over UBUS.

IEEE1905 + Multi-AP modules



IOPSYS vs. 3rd Party Multi-AP



Boot and startup - page1

Do_Init_wifiagent:

- `/etc/init.d/wifiagent start`
- Reads config file ("`/etc/config/wifiagent`") to know about -
fh-iface, bk-iface, onboarding status, 1905a1, etc.
- Call **Do_Cond_Init_ieee1905** if not already running.
[NOTE: wificntrl may have started it, or the earlier wifiagent could have crashed].
- Register itself with "1905map2" plugin with **MAP_AGENT** role.
- Initializes its own core.
- Notify "1905map2" plugin that it is ready to process CMDUs.
- If *onboarded == false*,
Then
 Call **Do_Onboarding_wifiagent**
Else
 Call **Do_APAutoconfig_wifiagent**

Boot and startup - page2

Do_Onboarding_wifiagent:

- forall bk-iface,
do
 If bk-iface == WIFI,
 Then
 Do_WPS(bk-iface)
 Else
 Update bk-iface as *onboarded = 1*
done.
- Call **Do_APAutoconfig_wifiagent**

Do_APAutoconfig_wifiagent:

- forall fh-iface,
do
 Send **ap_autoconfig_search**(fh-iface)
done.

Do_Rxhandle_wifiagent:

- Verify CMDU type and call appropriate handler functions.
 [handler functions perform TLVs processing as per MAP2 Spec]

Boot and startup - page3

Do_Cond_Init_ieee1905:

- Get list of fh-iface and bk-iface which will be part of 1905 stack.
[wifiagent updates the config file `"/etc/config/ieee1905"` after it knows about fh-ifaces and bk-ifaces from its config].
- Check for availability of plugins (t.x. 1905map2) and loads them.
- Create **1905*** ubus objects for 1905 stack management, control and status.
- Prepare 1905 AL, like setup rx handlers, msg-queues etc.
- Start 1905 AL.

Boot and startup - page4

Do_Init_wificntlr:

- `/etc/init.d/wificntlr` start
- Read config file ("`/etc/config/wificntlr`") to know about -
fh-iface credentials, bk-iface credentials for supported wifi bands, data-elements collection interval, default policy for wifiagents in the network etc.
- Call **Do_Cond_Init_ieee1905** if not already running.
- Register itself with 1905map2 plugin with **MAP_CONTROLLER** role.
- Initialize its own core.
- Notifiy 1905map2 plugin that is is ready to process CMDUs.
- Call **Do_APAutoconfig_wificntlr**

Boot and startup - page5

Do_APAutoconfig_wificntlr:

- Send ap_autoconfig_search with supported role Registrar.
- Call **Do_Rxhandle_wificntlr**

Do_Rxhandle_wificntlr:

- Verify CMDU type and call appropriate handler functions.
[handler functions perform TLVs processing as per MAP2 Spec]